



**ELECTION COMMISSION**  
**Parliamentary Election - 2024/11/14**  
**District Result**



Electoral District : 13 - Digamadulla

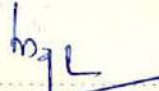
#	Name of the Party / Independent Group	Party Abbreviation	Votes Obtained	Percentage	Members
1	Jathika Jana Balawegaya	NPP	146,313	40.32 %	4
2	Sri Lanka Muslim Congress	SLMC	46,899	12.92 %	1
3	All Ceylon Makkal Congress	ACMC	33,911	9.34 %	1
4	Ilankai Tamil Arasu Kadchi	ITAK	33,632	9.27 %	1
5	New Democratic Front	NDF	33,544	9.24 %	0
6	Samagi Jana Balawegaya	SJB	32,320	8.91 %	0
7	Democratic Tamil National Alliance	DTNA	7,227	1.99 %	0
8	Sri Lanka Podujana Peramuna	SLPP	6,654	1.83 %	0
9	National Democratic Front	JPF	3,812	1.05 %	0
10	Thamil Makkal Viduthalai Pulikal	TMVP	2,330	0.64 %	0
11	Independent Group 3	IND03-13	1,701	0.47 %	0
12	Sarvajana Balaya	SB	1,316	0.36 %	0
13	All Ceylon Tamil Congress	ACTC	1,090	0.30 %	0
14	Independent Group 20	IND20-13	1,046	0.29 %	0
15	Independent Group 14	IND14-13	1,026	0.28 %	0
16	People's Struggle Alliance	PSA	758	0.21 %	0
17	Eelam People's Democratic Party	EPDP	736	0.20 %	0
18	Independent Group 13	IND13-13	579	0.16 %	0
19	Independent Group 31	IND31-13	527	0.15 %	0
20	National Front for Good Governance	NFGG	479	0.13 %	0
21	Independent Group 16	IND16-13	472	0.13 %	0
22	Independent Group 30	IND30-13	468	0.13 %	0
23	Independent Group 2	IND02-13	468	0.13 %	0
24	Devana Parapura	DP	459	0.13 %	0
25	Independent Group 24	IND24-13	401	0.11 %	0


#	Name of the Party / Independent Group	Party Abbreviation	Votes Obtained	Percentage	Members
26	Democratic National Alliance	DNA	299	0.08 %	0
27	Independent Group 8	IND08-13	293	0.08 %	0
28	Independent Group 15	IND15-13	289	0.08 %	0
29	Independent Group 39	IND39-13	287	0.08 %	0
30	Jana Setha Peramuna	JSP	284	0.08 %	0
31	Independent Group 17	IND17-13	258	0.07 %	0
32	Independent Group 35	IND35-13	172	0.05 %	0
33	Independent Group 43	IND43-13	166	0.05 %	0
34	Independent Group 23	IND23-13	162	0.04 %	0
35	Independent Group 4	IND04-13	160	0.04 %	0
36	Independent Group 11	IND11-13	149	0.04 %	0
37	Independent Group 12	IND12-13	129	0.04 %	0
38	Independent Group 18	IND18-13	127	0.03 %	0
39	Democratic United National Front	DUNF	119	0.03 %	0
40	United National Freedom Front	UNFF	118	0.03 %	0
41	Independent Group 19	IND19-13	111	0.03 %	0
42	Independent Group 21	IND21-13	107	0.03 %	0
43	Independent Group 1	IND01-13	101	0.03 %	0
44	Independent Group 22	IND22-13	99	0.03 %	0
45	Independent Group 27	IND27-13	99	0.03 %	0
46	Independent Group 41	IND41-13	95	0.03 %	0
47	Independent Group 26	IND26-13	92	0.03 %	0
48	Independent Group 10	IND10-13	89	0.02 %	0
49	Independent Group 6	IND06-13	85	0.02 %	0
50	Independent Group 29	IND29-13	81	0.02 %	0
51	Independent Group 25	IND25-13	80	0.02 %	0
52	Independent Group 38	IND38-13	78	0.02 %	0
53	Independent Group 9	IND09-13	76	0.02 %	0
54	Democratic Party	PP	66	0.02 %	0


#	Name of the Party / Independent Group	Party Abbreviation	Votes Obtained	Percentage	Members
55	Independent Group 28	IND28-13	64	0.02 %	0
56	Independent Group 36	IND36-13	63	0.02 %	0
57	Independent Group 34	IND34-13	62	0.02 %	0
58	Independent Group 42	IND42-13	62	0.02 %	0
59	Independent Group 5	IND05-13	54	0.01 %	0
60	Independent Group 7	IND07-13	50	0.01 %	0
61	Independent Group 32	IND32-13	43	0.01 %	0
62	Independent Group 37	IND37-13	32	0.01 %	0
63	Independent Group 40	IND40-13	32	0.01 %	0
64	Independent Group 33	IND33-13	23	0.01 %	0
Total Number of Valid Votes :			362,924	95.38 %	
Number of Rejected Votes :			17,599	4.62 %	
Number of Votes Polled :			380,523	68.51 %	
Number of Registered Electors :			555,432	-	

Date : 2024.11.15

Time : 11:49 AM

  
R.M.A.L. Rathnayake  
Chairman  
(on behalf of Election Commission)

 Issued to media by the  
Department of Government Information

  
H.S.K.J. Bandara  
Director General of Government Information

