



ELECTION COMMISSION
Parliamentary Election - 2024/11/14
Polling Division Result



Electoral District : 13 - Digamadulla

Polling Division : A - Ampara

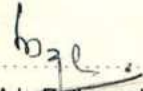
#	Name of the Party / Independent Group	Party Abbreviation	Votes Obtained	Percentage
1	All Ceylon Tamil Congress	ACTC	21	0.02 %
2	All Ceylon Makkal Congress	ACMC	68	0.06 %
3	Ilankai Tamil Arasu Kadchi	ITAK	23	0.02 %
4	Eelam People's Democratic Party	EPDP	67	0.06 %
5	United National Freedom Front	UNFF	77	0.07 %
6	People's Struggle Alliance	PSA	625	0.58 %
7	Democratic Tamil National Alliance	DTNA	31	0.03 %
8	Jana Setha Peramuna	JSP	110	0.10 %
9	Jathika Jana Balawegaya	NPP	67,540	62.86 %
10	National Democratic Front	JPF	3,053	2.84 %
11	Thamil Makkal Viduthalai Pulikal	TMVP	32	0.03 %
12	Devana Parapura	DP	329	0.31 %
13	New Democratic Front	NDF	2,763	2.57 %
14	Democratic United National Front	DUNF	34	0.03 %
15	Democratic National Alliance	DNA	70	0.07 %
16	Democratic Party	PP	21	0.02 %
17	National Front for Good Governance	NFGG	38	0.04 %
18	Sri Lanka Podujana Peramuna	SLPP	4,314	4.02 %
19	Sri Lanka Muslim Congress	SLMC	673	0.63 %
20	Samagi Jana Balawegaya	SJB	22,887	21.30 %
21	Sarvajana Balaya	SB	900	0.84 %
22	Independent Group 1	IND01-13	19	0.02 %
23	Independent Group 2	IND02-13	95	0.09 %
24	Independent Group 3	IND03-13	879	0.82 %
25	Independent Group 4	IND04-13	45	0.04 %


#	Name of the Party / Independent Group	Party Abbreviation	Votes Obtained	Percentage
26	Independent Group 5	IND05-13	23	0.02 %
27	Independent Group 6	IND06-13	42	0.04 %
28	Independent Group 7	IND07-13	11	0.01 %
29	Independent Group 8	IND08-13	79	0.07 %
30	Independent Group 9	IND09-13	23	0.02 %
31	Independent Group 10	IND10-13	31	0.03 %
32	Independent Group 11	IND11-13	62	0.06 %
33	Independent Group 12	IND12-13	36	0.03 %
34	Independent Group 13	IND13-13	93	0.09 %
35	Independent Group 14	IND14-13	332	0.31 %
36	Independent Group 15	IND15-13	31	0.03 %
37	Independent Group 16	IND16-13	30	0.03 %
38	Independent Group 17	IND17-13	21	0.02 %
39	Independent Group 18	IND18-13	15	0.01 %
40	Independent Group 19	IND19-13	23	0.02 %
41	Independent Group 20	IND20-13	615	0.57 %
42	Independent Group 21	IND21-13	71	0.07 %
43	Independent Group 22	IND22-13	12	0.01 %
44	Independent Group 23	IND23-13	48	0.04 %
45	Independent Group 24	IND24-13	189	0.18 %
46	Independent Group 25	IND25-13	25	0.02 %
47	Independent Group 26	IND26-13	48	0.04 %
48	Independent Group 27	IND27-13	28	0.03 %
49	Independent Group 28	IND28-13	13	0.01 %
50	Independent Group 29	IND29-13	47	0.04 %
51	Independent Group 30	IND30-13	109	0.10 %
52	Independent Group 31	IND31-13	371	0.35 %
53	Independent Group 32	IND32-13	25	0.02 %
54	Independent Group 33	IND33-13	5	0.00 %


#	Name of the Party / Independent Group	Party Abbreviation	Votes Obtained	Percentage
55	Independent Group 34	IND34-13	15	0.01 %
56	Independent Group 35	IND35-13	78	0.07 %
57	Independent Group 36	IND36-13	22	0.02 %
58	Independent Group 37	IND37-13	13	0.01 %
59	Independent Group 38	IND38-13	10	0.01 %
60	Independent Group 39	IND39-13	22	0.02 %
61	Independent Group 40	IND40-13	8	0.01 %
62	Independent Group 41	IND41-13	11	0.01 %
63	Independent Group 42	IND42-13	16	0.01 %
64	Independent Group 43	IND43-13	80	0.07 %
Total Number of Valid Votes :			107,447	93.86 %
Number of Rejected Votes :			7,031	6.14 %
Number of Votes Polled :			114,478	67 %
Number of Registered Electors :			170,853	-

Date : 2024.11.15

Time : 8.13


 R.M.A.L. Rathnayake
 Chairman
 (on behalf of Election Commission)


 Issued to media by the
 Department of Government Information


 H.S.K.J. Bandara
 Director General of Government Information

