



ELECTION COMMISSION
Parliamentary Election - 2024/11/14
Polling Division Result




Electoral District : 15 - Kurunegala


Polling Division : E - Wariyapola


#	Name of the Party / Independent Group	Party Abbreviation	Votes Obtained	Percentage
1	New Independent Front	NIF	74	0.14 %
2	Arunalu Peoples Alliance	APP	58	0.11 %
3	United National Freedom Front	UNFF	33	0.06 %
4	United National Alliance	UNA	41	0.08 %
5	Democratic Unity Alliance	DUA	25	0.05 %
6	People's Struggle Alliance	PSA	91	0.17 %
7	Jana Setha Peramuna	JSP	47	0.09 %
8	Jathika Jana Balawegaya	NPP	37,396	71.44 %
9	National Democratic Front	JPF	77	0.15 %
10	Devana Parapura	DP	147	0.28 %
11	Patriotic People's Power	PPP	17	0.03 %
12	New Democratic Front	NDF	2,140	4.09 %
13	Freedom Peoples Front	FPF	32	0.06 %
14	Democratic National Alliance	DNA	44	0.08 %
15	Sri Lanka Podujana Peramuna	SLPP	1,560	2.98 %
16	Socialist Party of Sri Lanka	SLSP	21	0.04 %
17	Samagi Jana Balawegaya	SJB	9,572	18.29 %
18	Sarvajana Balaya	SB	526	1.00 %
19	Independent Group 1	IND01-15	17	0.03 %
20	Independent Group 2	IND02-15	31	0.06 %
21	Independent Group 3	IND03-15	3	0.01 %
22	Independent Group 4	IND04-15	143	0.27 %
23	Independent Group 5	IND05-15	24	0.05 %
24	Independent Group 6	IND06-15	135	0.26 %
25	Independent Group 7	IND07-15	16	0.03 %

#	Name of the Party / Independent Group	Party Abbreviation	Votes Obtained	Percentage
26	Independent Group 8	IND08-15	17	0.03 %
27	Independent Group 9	IND09-15	56	0.11 %
Total Number of Valid Votes :			52,343	95.69 %
Number of Rejected Votes :			2,357	4.31 %
Number of Votes Polled :			54,700	68.21 %
Number of Registered Electors :			80,193	-

Date : 2024, 11.15
Time : 6.33 AM


R.M.A.L. Rathnayake
Chairman
(on behalf of Election Commission)

 Issued to media by the
Department of Government Information


H.S.K.J. Bandara
Director General of Government Information