



**ELECTION COMMISSION**  
**Parliamentary Election - 2024/11/14**  
**Polling Division Result**



Electoral District : 11 - Vanni


Polling Division : B - Vavuniya



#	Name of the Party / Independent Group	Party Abbreviation	Votes Obtained	Percentage
1	All Ceylon Tamil Congress	ACTC	2,920	3.82 %
2	Ilankai Tamil Arasu Kadchi	ITAK	5,575	7.29 %
3	Eros Democratic Front	ERDF	267	0.35 %
4	Eelam People's Democratic Party	EPDP	3,893	5.09 %
5	United National Party	UNP	202	0.26 %
6	United National Alliance	UNA	133	0.17 %
7	Democratic Unity Alliance	DUA	29	0.04 %
8	People's Struggle Alliance	PSA	404	0.53 %
9	Democratic Tamil National Alliance	DTNA	5,886	7.70 %
10	Jana Setha Peramuna	JSP	101	0.13 %
11	Jathika Jana Balawegaya	NPP	19,786	25.88 %
12	National Democratic Front	JPF	191	0.25 %
13	Patriotic People's Power	PPP	23	0.03 %
14	Tamil United Liberation Front	TULF	1,134	1.48 %
15	Democratic United National Front	DUNF	72	0.09 %
16	Democratic National Alliance	DNA	6,556	8.58 %
17	Democratic Left Front	DLF	927	1.21 %
18	National Front for Good Governance	NFGG	63	0.08 %
19	Sri Lanka Labour Party	SLLP	8,354	10.93 %
20	Sri Lanka Podujana Peramuna	SLPP	470	0.61 %
21	Samagi Jana Balawegaya	SJB	10,736	14.04 %
22	Samabima Party	SBP	174	0.23 %
23	Sarvajana Balaya	SB	424	0.55 %
24	Independent Group 1	IND01-11	75	0.10 %
25	Independent Group 2	IND02-11	172	0.22 %

#	Name of the Party / Independent Group	Party Abbreviation	Votes Obtained	Percentage
26	Independent Group 3	IND03-11	190	0.25 %
27	Independent Group 4	IND04-11	208	0.27 %
28	Independent Group 5	IND05-11	205	0.27 %
29	Independent Group 6	IND06-11	60	0.08 %
30	Independent Group 7	IND07-11	1,794	2.35 %
31	Independent Group 8	IND08-11	49	0.06 %
32	Independent Group 9	IND09-11	74	0.10 %
33	Independent Group 10	IND10-11	141	0.18 %
34	Independent Group 11	IND11-11	78	0.10 %
35	Independent Group 12	IND12-11	294	0.38 %
36	Independent Group 13	IND13-11	141	0.18 %
37	Independent Group 14	IND14-11	245	0.32 %
38	Independent Group 15	IND15-11	52	0.07 %
39	Independent Group 16	IND16-11	22	0.03 %
40	Independent Group 17	IND17-11	182	0.24 %
41	Independent Group 18	IND18-11	167	0.22 %
42	Independent Group 19	IND19-11	456	0.60 %
43	Independent Group 20	IND20-11	237	0.31 %
44	Independent Group 21	IND21-11	37	0.05 %
45	Independent Group 22	IND22-11	520	0.68 %
46	Independent Group 23	IND23-11	2,325	3.04 %
47	Independent Group 24	IND24-11	327	0.43 %
48	Independent Group 25	IND25-11	81	0.11 %

#	Name of the Party / Independent Group	Party Abbreviation	Votes Obtained	Percentage
			Total Number of Valid Votes :	76,452 93.01 %
			Number of Rejected Votes :	5,747 6.99 %
			Number of Votes Polled :	82,199 67.02 %
			Number of Registered Electors :	122,643 -

Date : 2029.11.15  
Time : 5.32 Am

  
R.M.A.L. Rathnayake  
Chairman  
(on behalf of Election Commission)

 Issued to media by the  
Department of Government Information  
  
  
H.S.K.J. Bandara  
Director General of Government Information

