



ELECTION COMMISSION
Parliamentary Election - 2024/11/14
Polling Division Result




Electoral District : 22 - Kegalle


Polling Division : G - Yatiyantota


#	Name of the Party / Independent Group	Party Abbreviation	Votes Obtained	Percentage
1	United National Freedom Front	UNFF	70	0.14 %
2	People's Struggle Alliance	PSA	65	0.13 %
3	Jana Setha Peramuna	JSP	81	0.16 %
4	Jathika Jana Balawegaya	NPP	27,276	53.65 %
5	National Peoples Party	NPPT	60	0.12 %
6	National Democratic Front	JPF	350	0.69 %
7	Devana Parapura	DP	40	0.08 %
8	Patriotic People's Power	PPP	58	0.11 %
9	New Democratic Front	NDF	3,259	6.41 %
10	Democratic National Alliance	DNA	158	0.31 %
11	Sri Lanka Podujana Peramuna	SLPP	1,510	2.97 %
12	Socialist Party of Sri Lanka	SLSP	33	0.06 %
13	Samagi Jana Balawegaya	SJB	16,010	31.49 %
14	Sarvajana Balaya	SB	1,121	2.20 %
15	Independent Group 1	IND01-22	230	0.45 %
16	Independent Group 2	IND02-22	390	0.77 %
17	Independent Group 3	IND03-22	53	0.10 %
18	Independent Group 4	IND04-22	80	0.16 %

#	Name of the Party / Independent Group	Party Abbreviation	Votes Obtained	Percentage
			Total Number of Valid Votes :	50,844 94.23 %
			Number of Rejected Votes :	3,112 5.77 %
			Number of Votes Polled :	53,956 69.4 %
			Number of Registered Electors :	77,751 -

Date : 2024/11/15
Time : 9.33 AM


R.M.A.L. Rathnayake
Chairman
(on behalf of Election Commission)


Issued to media by the
Department of Government Information


H.S.K.J. Bandara
Director General of Government Information