



ELECTION COMMISSION
Parliamentary Election - 2024/11/14
Polling Division Result




Electoral District : 3 - Kalutara


Polling Division : F - Kalutara


#	Name of the Party / Independent Group	Party Abbreviation	Votes Obtained	Percentage
1	Ape Janabala Pakshaya	AJP	82	0.10 %
2	New Independent Front	NIF	85	0.10 %
3	United Democratic Voice	UDV	1,300	1.55 %
4	United Socialist Party	USP	40	0.05 %
5	People's Struggle Alliance	PSA	432	0.51 %
6	Jana Setha Peramuna	JSP	88	0.10 %
7	Jathika Jana Balawegaya	NPP	59,367	70.64 %
8	National Democratic Front	JPF	128	0.15 %
9	Devana Parapura	DP	134	0.16 %
10	Patriotic People's Power	PPP	40	0.05 %
11	New Democratic Front	NDF	4,983	5.93 %
12	Democratic National Alliance	DNA	83	0.10 %
13	National Front for Good Governance	NFGG	40	0.05 %
14	Sri Lanka Podujana Peramuna	SLPP	2,064	2.46 %
15	Samagi Jana Balawegaya	SJB	12,493	14.87 %
16	Samabima Party	SBP	64	0.08 %
17	Sarvajana Balaya	SB	1,277	1.52 %
18	Independent Group 1	IND01-03	25	0.03 %
19	Independent Group 2	IND02-03	34	0.04 %
20	Independent Group 3	IND03-03	36	0.04 %
21	Independent Group 4	IND04-03	111	0.13 %
22	Independent Group 5	IND05-03	23	0.03 %
23	Independent Group 6	IND06-03	392	0.47 %
24	Independent Group 7	IND07-03	200	0.24 %
25	Independent Group 8	IND08-03	41	0.05 %

#	Name of the Party / Independent Group	Party Abbreviation	Votes Obtained	Percentage
26	Independent Group 9	IND09-03	210	0.25 %
27	Independent Group 10	IND10-03	173	0.21 %
28	Independent Group 11	IND11-03	92	0.11 %
Total Number of Valid Votes :			84,037	95 %
Number of Rejected Votes :			4,425	5 %
Number of Votes Polled :			88,462	69.43 %
Number of Registered Electors :			127,411	-

Date : 2024/11/15
Time : 2.52 Am


R.M.A.L. Rathnayake
Chairman
(on behalf of Election Commission)

 Issued to media by the
Department of Government Information


H.S.K.J. Bandara
Director General of Government Information