



ELECTION COMMISSION
Parliamentary Election - 2024/11/14
Postal Vote Result




Electoral District : 12 - Batticaloa


#	Name of the Party / Independent Group	Party Abbreviation	Votes Obtained	Percentage
1	All Ceylon Tamil Congress	ACTC	68	0.50 %
2	Ilankai Tamil Arasu Kadchi	ITAK	5,236	38.41 %
3	Eros Democratic Front	ERDF	17	0.12 %
4	Eelam People's Democratic Party	EPDP	29	0.21 %
5	Democratic Unity Alliance	DUA	17	0.12 %
6	United Peace Alliance	UPA	21	0.15 %
7	People's Struggle Alliance	PSA	10	0.07 %
8	Democratic Tamil National Alliance	DTNA	966	7.09 %
9	Jana Setha Peramuna	JSP	2	0.01 %
10	Jathika Jana Balawegaya	NPP	3,412	25.03 %
11	National Democratic Front	JPF	85	0.62 %
12	Thamil Makkal Viduthalai Pulikal	TMVP	1,383	10.15 %
13	Tamil United Liberation Front	TULF	52	0.38 %
14	New Democratic Front	NDF	48	0.35 %
15	Democratic United National Front	DUNF	4	0.03 %
16	Democratic Party	PP	4	0.03 %
17	Democratic Left Front	DLF	35	0.26 %
18	Sri Lanka Podujana Peramuna	SLPP	11	0.08 %
19	Sri Lanka Mahajana Pakshaya	SLMP	1	0.01 %
20	Sri Lanka Muslim Congress	SLMC	1,019	7.48 %
21	Samagi Jana Balawegaya	SJB	914	6.71 %
22	Sarvajana Balaya	SB	12	0.09 %
23	Independent Group 1	IND01-12	0	0.00 %
24	Independent Group 2	IND02-12	12	0.09 %
25	Independent Group 3	IND03-12	2	0.01 %

#	Name of the Party / Independent Group	Party Abbreviation	Votes Obtained	Percentage
26	Independent Group 4	IND04-12	8	0.06 %
27	Independent Group 5	IND05-12	6	0.04 %
28	Independent Group 6	IND06-12	0	0.00 %
29	Independent Group 7	IND07-12	1	0.01 %
30	Independent Group 8	IND08-12	2	0.01 %
31	Independent Group 9	IND09-12	4	0.03 %
32	Independent Group 10	IND10-12	14	0.10 %
33	Independent Group 11	IND11-12	11	0.08 %
34	Independent Group 12	IND12-12	10	0.07 %
35	Independent Group 13	IND13-12	160	1.17 %
36	Independent Group 14	IND14-12	3	0.02 %
37	Independent Group 15	IND15-12	3	0.02 %
38	Independent Group 16	IND16-12	1	0.01 %
39	Independent Group 17	IND17-12	2	0.01 %
40	Independent Group 18	IND18-12	26	0.19 %
41	Independent Group 19	IND19-12	1	0.01 %
42	Independent Group 20	IND20-12	6	0.04 %
43	Independent Group 21	IND21-12	1	0.01 %
44	Independent Group 22	IND22-12	0	0.00 %
45	Independent Group 23	IND23-12	7	0.05 %
46	Independent Group 24	IND24-12	3	0.02 %
47	Independent Group 25	IND25-12	0	0.00 %
48	Independent Group 26	IND26-12	0	0.00 %
49	Independent Group 27	IND27-12	2	0.01 %


#	Name of the Party / Independent Group	Party Abbreviation	Votes Obtained	Percentage
			Total Number of Valid Votes :	13,631 98.45 %
			Number of Rejected Votes :	214 1.55 %
			Number of Votes Polled :	13,845 98.87 %
			Number of Registered Electors :	14,003 -

Date : 2024/11/15
Time : 2.50 AM


R.M.A.L. Rathnayake
Chairman
(on behalf of Election Commission)



Issued to media by the
Department of Government Information



H.S.K.J. Bandara
Director General of Government Information

