



ELECTION COMMISSION
Parliamentary Election - 2024/11/14
Polling Division Result



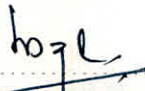
Electoral District : 9 - Hambantota


Polling Division : A - Mulkirigala


#	Name of the Party / Independent Group	Party Abbreviation	Votes Obtained	Percentage
1	New Independent Front	NIF	127	0.18 %
2	United National Alliance	UNA	124	0.18 %
3	People's Struggle Alliance	PSA	375	0.54 %
4	Jana Setha Peramuna	JSP	72	0.10 %
5	Jathika Jana Balawegaya	NPP	42,699	61.04 %
6	National Democratic Front	JPF	241	0.34 %
7	Jathika Sangwardhena Peramuna	JSWP	111	0.16 %
8	Devana Parapura	DP	256	0.37 %
9	Patriotic People's Power	PPP	37	0.05 %
10	New Democratic Front	NDF	4,281	6.12 %
11	Democratic United National Front	DUNF	57	0.08 %
12	Democratic Left Front	DLF	553	0.79 %
13	Sri Lanka Podujana Peramuna	SLPP	6,042	8.64 %
14	Socialist Party of Sri Lanka	SLSP	46	0.07 %
15	Samagi Jana Balawegaya	SJB	10,302	14.73 %
16	Sarvajana Balaya	SB	1,550	2.22 %
17	Independent Group 1	IND01-09	1,575	2.25 %
18	Independent Group 2	IND02-09	209	0.30 %
19	Independent Group 3	IND03-09	125	0.18 %
20	Independent Group 4	IND04-09	83	0.12 %
21	Independent Group 5	IND05-09	73	0.10 %
22	Independent Group 6	IND06-09	48	0.07 %
23	Independent Group 7	IND07-09	43	0.06 %
24	Independent Group 8	IND08-09	775	1.11 %
25	Independent Group 9	IND09-09	146	0.21 %

#	Name of the Party / Independent Group	Party Abbreviation	Votes Obtained	Percentage
			Total Number of Valid Votes :	69,950 94.93 %
			Number of Rejected Votes :	3,739 5.07 %
			Number of Votes Polled :	73,689 69.28 %
			Number of Registered Electors :	106,369 -

Date : 2024/11/15
Time : 2:18


R.M.A.L. Rathnayake
Chairman
(on behalf of Election Commission)

 Issued to media by the
Department of Government Information


H.S.K.J. Bandara
Director General of Government Information