



ELECTION COMMISSION
Parliamentary Election - 2024/11/14
Polling Division Result




Electoral District : 9 - Hambantota


Polling Division : C - Tangalle


#	Name of the Party / Independent Group	Party Abbreviation	Votes Obtained	Percentage
1	New Independent Front	NIF	59	0.07 %
2	United National Alliance	UNA	136	0.15 %
3	People's Struggle Alliance	PSA	178	0.20 %
4	Jana Setha Peramuna	JSP	88	0.10 %
5	Jathika Jana Balawegaya	NPP	61,215	69.18 %
6	National Democratic Front	JPF	229	0.26 %
7	Jathika Sangwardhena Peramuna	JSWP	44	0.05 %
8	Devana Parapura	DP	160	0.18 %
9	Patriotic People's Power	PPP	38	0.04 %
10	New Democratic Front	NDF	6,750	7.63 %
11	Democratic United National Front	DUNF	62	0.07 %
12	Democratic Left Front	DLF	524	0.59 %
13	Sri Lanka Podujana Peramuna	SLPP	5,545	6.27 %
14	Socialist Party of Sri Lanka	SLSP	47	0.05 %
15	Samagi Jana Balawegaya	SJB	9,975	11.27 %
16	Sarvajana Balaya	SB	1,274	1.44 %
17	Independent Group 1	IND01-09	279	0.32 %
18	Independent Group 2	IND02-09	325	0.37 %
19	Independent Group 3	IND03-09	135	0.15 %
20	Independent Group 4	IND04-09	81	0.09 %
21	Independent Group 5	IND05-09	70	0.08 %
22	Independent Group 6	IND06-09	51	0.06 %
23	Independent Group 7	IND07-09	43	0.05 %
24	Independent Group 8	IND08-09	1,144	1.29 %
25	Independent Group 9	IND09-09	30	0.03 %

#	Name of the Party / Independent Group	Party Abbreviation	Votes Obtained	Percentage
	Total Number of Valid Votes :		88,482	95.43 %
	Number of Rejected Votes :		4,239	4.57 %
	Number of Votes Polled :		92,721	70.97 %
	Number of Registered Electors :		130,651	-

Date : 2024/11/15
Time : 1:37 AM.


R.M.A.L. Rathnayake
Chairman
(on behalf of Election Commission)

 Issued to media by the
Department of Government Information


H.S.K.J. Bandara
Director General of Government Information