



ELECTION COMMISSION
Parliamentary Election - 2024/11/14
Postal Vote Result



Electoral District : 11 - Vanni

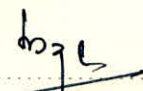
#	Name of the Party / Independent Group	Party Abbreviation	Votes Obtained	Percentage
1	All Ceylon Tamil Congress	ACTC	502	3.77 %
2	Ilankai Tamil Arasu Kadchi	ITAK	2,349	17.64 %
3	Eros Democratic Front	ERDF	62	0.47 %
4	Eelam People's Democratic Party	EPDP	287	2.16 %
5	United National Party	UNP	51	0.38 %
6	United National Alliance	UNA	10	0.08 %
7	Democratic Unity Alliance	DUA	3	0.02 %
8	People's Struggle Alliance	PSA	53	0.40 %
9	Democratic Tamil National Alliance	DTNA	1,399	10.51 %
10	Jana Setha Peramuna	JSP	5	0.04 %
11	Jathika Jana Balawegaya	NPP	4,371	32.82 %
12	National Democratic Front	JPF	38	0.29 %
13	Patriotic People's Power	PPP	9	0.07 %
14	Tamil United Liberation Front	TULF	88	0.66 %
15	Democratic United National Front	DUNF	4	0.03 %
16	Democratic National Alliance	DNA	210	1.58 %
17	Democratic Left Front	DLF	77	0.58 %
18	National Front for Good Governance	NFGG	28	0.21 %
19	Sri Lanka Labour Party	SLLP	634	4.76 %
20	Sri Lanka Podujana Peramuna	SLPP	74	0.56 %
21	Samagi Jana Balawegaya	SJB	1,825	13.70 %
22	Samabima Party	SBP	5	0.04 %
23	Sarvajana Balaya	SB	80	0.60 %
24	Independent Group 1	IND01-11	7	0.05 %
25	Independent Group 2	IND02-11	8	0.06 %


#	Name of the Party / Independent Group	Party Abbreviation	Votes Obtained	Percentage
26	Independent Group 3	IND03-11	20	0.15 %
27	Independent Group 4	IND04-11	9	0.07 %
28	Independent Group 5	IND05-11	5	0.04 %
29	Independent Group 6	IND06-11	6	0.05 %
30	Independent Group 7	IND07-11	639	4.80 %
31	Independent Group 8	IND08-11	8	0.06 %
32	Independent Group 9	IND09-11	14	0.11 %
33	Independent Group 10	IND10-11	13	0.10 %
34	Independent Group 11	IND11-11	6	0.05 %
35	Independent Group 12	IND12-11	56	0.42 %
36	Independent Group 13	IND13-11	8	0.06 %
37	Independent Group 14	IND14-11	8	0.06 %
38	Independent Group 15	IND15-11	1	0.01 %
39	Independent Group 16	IND16-11	1	0.01 %
40	Independent Group 17	IND17-11	21	0.16 %
41	Independent Group 18	IND18-11	9	0.07 %
42	Independent Group 19	IND19-11	42	0.32 %
43	Independent Group 20	IND20-11	13	0.10 %
44	Independent Group 21	IND21-11	2	0.02 %
45	Independent Group 22	IND22-11	39	0.29 %
46	Independent Group 23	IND23-11	147	1.10 %
47	Independent Group 24	IND24-11	51	0.38 %
48	Independent Group 25	IND25-11	20	0.15 %


#	Name of the Party / Independent Group	Party Abbreviation	Votes Obtained	Percentage
			Total Number of Valid Votes :	13,317 96.62 %
			Number of Rejected Votes :	466 3.38 %
			Number of Votes Polled :	13,783 98.03 %
			Number of Registered Electors :	14,060 -

Date: 2024/11/15

Time: 12/54 AM


 R.M.A.L. Rathnayake
 Chairman
 (on behalf of Election Commission)

 Issued to media by the
 Department of Government Information


 H.S.K.J. Bandara
 Director General of Government Information

