



ELECTION COMMISSION
Parliamentary Election - 2024/11/14
Polling Division Result



Electoral District : 7 - Galle

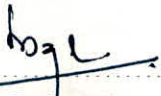
Polling Division : A - Balapitiya


#	Name of the Party / Independent Group	Party Abbreviation	Votes Obtained	Percentage
1	New Independent Front	NIF	42	0.13 %
2	Arunalu Peoples Alliance	APP	51	0.15 %
3	United National Alliance	UNA	89	0.27 %
4	United Democratic Voice	UDV	312	0.94 %
5	People's Struggle Alliance	PSA	94	0.28 %
6	Jana Setha Peramuna	JSP	38	0.11 %
7	Jathika Jana Balawegaya	NPP	21,681	65.14 %
8	National Peoples Party	NPPT	29	0.09 %
9	National Democratic Front	JPF	183	0.55 %
10	Devana Parapura	DP	35	0.11 %
11	New Democratic Front	NDF	1,471	4.42 %
12	Nawa Sama Samaja Party	NSSP	18	0.05 %
13	Democratic National Alliance	DNA	181	0.54 %
14	Liberal Democratic Party	LDP	11	0.03 %
15	Sri Lanka Podujana Peramuna	SLPP	1,318	3.96 %
16	Samagi Jana Balawegaya	SJB	5,588	16.79 %
17	Sarvajana Balaya	SB	1,855	5.57 %
18	Independent Group 1	IND01-07	64	0.19 %
19	Independent Group 2	IND02-07	39	0.12 %
20	Independent Group 3	IND03-07	13	0.04 %
21	Independent Group 4	IND04-07	141	0.42 %
22	Independent Group 5	IND05-07	31	0.09 %


#	Name of the Party / Independent Group	Party Abbreviation	Votes Obtained	Percentage
			Total Number of Valid Votes :	33,284 95.99 %
			Number of Rejected Votes :	1,392 4.01 %
			Number of Votes Polled :	34,676 63.13 %
			Number of Registered Electors :	54,925 -

Date: 2024/11/15

Time: 12:16 AM


 R.M.A.L. Rathnayake
 Chairman
 (on behalf of Election Commission)

 Issued to media by the
 Department of Government Information


 H.S.K.J. Bandara
 Director General of Government Information