



**ELECTION COMMISSION**  
**Parliamentary Election - 2024/11/14**  
**Postal Vote Result**



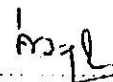
Electoral District : 3 - Kalutara



#	Name of the Party / Independent Group	Party Abbreviation	Votes Obtained	Percentage
1	Ape Janabala Pakshaya	AJP	35	0.10 %
2	New Independent Front	NIF	14	0.04 %
3	United Democratic Voice	UDV	159	0.43 %
4	United Socialist Party	USP	2	0.01 %
5	People's-Struggle Alliance	PSA	118	0.32 %
6	Jana Setha Peramuna	JSP	16	0.04 %
7	Jathika Jana Balawegaya	NPP	29,076	78.99 %
8	National Democratic Front	JPF	43	0.12 %
9	Devana Parapura	DP	67	0.18 %
10	Patriotic People's Power	PPP	8	0.02 %
11	New Democratic Front	NDF	1,913	5.20 %
12	Democratic National Alliance	DNA	21	0.06 %
13	National Front for Good Governance	NFGG	12	0.03 %
14	Sri Lanka Podujana Peramuna	SLPP	1,160	3.15 %
15	Samagi Jana Balawegaya	SJB	3,340	9.07 %
16	Samabima Party	SBP	11	0.03 %
17	Sarvajana Balaya	SB	613	1.67 %
18	Independent Group 1	IND01-03	11	0.03 %
19	Independent Group 2	IND02-03	6	0.02 %
20	Independent Group 3	IND03-03	1	0.00 %
21	Independent Group 4	IND04-03	17	0.05 %
22	Independent Group 5	IND05-03	2	0.01 %
23	Independent Group 6	IND06-03	45	0.12 %
24	Independent Group 7	IND07-03	6	0.02 %
25	Independent Group 8	IND08-03	5	0.01 %

#	Name of the Party / Independent Group	Party Abbreviation	Votes Obtained	Percentage
26	Independent Group 9	IND09-03	17	0.05 %
27	Independent Group 10	IND10-03	74	0.20 %
28	Independent Group 11	IND11-03	18	0.05 %
Total Number of Valid Votes :			36,810	97.52 %
Number of Rejected Votes :			936	2.48 %
Number of Votes Polled :			37,746	98.48 %
Number of Registered Electors :			38,328	-

Date : 2024.11.17

Time : 10.35

  
 R.M.A.L. Rathnayake  
 Chairman  
 (on behalf of Election Commission)

 Issued to media by the  
 Department of Government Information  
  
  
 H.S.K.J. Bandara  
 Director General of Government Information